


ACCEPTED
VIA NOTIFICATION
LABEL NOT REVIEWED

SEP 27 2016

New York State Department
of Environmental Conservation
Division of Materials Management
Pesticide Product Registration
Doc ID: 546454

TEKKO™ PRO 

Insect Growth Regulator Concentrate
COMBINATION CHEMISTRY™
FROM CONTROL SOLUTIONS


ACTIVE INGREDIENTS:

Pyriproxyfen ¹	1.30%
Novaluron*	1.30%
OTHER INGREDIENTS**:	97.40%
TOTAL:	100.00%


¹ Pyriproxyfen: 2-[1-Methyl-2-(4-phenoxyphenoxy)ethoxy] pyridine
*Contains 0.10 pounds of Novaluron per gallon.
**Contains petroleum distillate.

KEEP OUT OF REACH OF CHILDREN
CAUTION

EPA Reg. No. 53883-335 EPA Est. No. 53883-TX-002


0 72693 00311 8

CONTENTS: 4 FL. OZ.


ADAMA

Manufactured by:
Control Solutions Inc.
A member of Adama
Consumer and Professional Solutions
5903 Genoa-Red Bluff, Pasadena, TX 77507

EPA 020514

TEKKO™ PRO



Insect Growth Regulator Concentrate

COMBINATION CHEMISTRY™ FROM CONTROL SOLUTIONS

- Effective long-term control of fleas, roaches, flies, mosquitoes, gnats, crickets, litter beetles and ants
- Photostable for up to 14 days
- For use on furniture and carpets
- For use in animal quarters, kennels and poultry houses
- Inhibits reinfestation by fleas for up to 7 months.
- Reduces egg production in houseflies and prevents development of larvae into adults.
- Inhibits reinfestation by listed cockroaches for up to 6 months.
- One ounce treats up to 1,500 square feet; four ounces treats up to 6,000 square feet
- For indoor or outdoor use

ACTIVE INGREDIENT:

Pyriproxyfen ¹	1.30%
Novaluron*	1.30%

OTHER INGREDIENTS**

TOTAL:100.00%

¹Pyriproxyfen: 2-[1-Methyl-2-(4-phenoxyphenoxy) ethoxy] pyridine

*Contains 0.10 lbs. Novaluron per gallon.

**Contains petroleum distillate

KEEP OUT OF REACH OF CHILDREN
CAUTION

(See attached label for additional precautionary information and complete Directions for Use.)

EPA Reg. No. 53883-335

EPA Est. No. 53883-TX-002



ADAMA

Manufactured by:

**Control
Solutions Inc.**

A member of Adama
Consumer and Professional Solutions
5903 Genoa-Red Bluff, Pasadena, TX 77507

FIRST AID	
IF SWALLOWED:	<ul style="list-style-type: none"> • Call a poison control center or doctor immediately for treatment advice. • Do not induce vomiting unless told to do so by a poison control center or doctor. • Do not give any liquid to the person. • Do not give anything by mouth to an unconscious person.
IF IN EYES:	<ul style="list-style-type: none"> • Hold eye open and rinse slowly and gently with water for 15-20 minutes. • Remove contact lenses, if present, after the first 5 minutes, then continue rinsing eye. • Call a poison control center or doctor for treatment advice.
IF ON SKIN OR CLOTHING:	<ul style="list-style-type: none"> • Take off contaminated clothing. • Rinse skin immediately with plenty of water for 15-20 minutes. • Call a poison control center or doctor for treatment advice.
IF INHALED:	<ul style="list-style-type: none"> • Move person to fresh air. • If person is not breathing, call 911 or an ambulance, then give artificial respiration, preferably mouth-to-mouth if possible. • Call a poison control center or doctor for further treatment advice.

FIRST AID (continued)

Have the product container or label with you when calling a poison control center or doctor or going for treatment. You may also contact SafetyCall® International (866) 897-8050 for emergency medical treatment information.

NOTE TO PHYSICIAN: Contains petroleum distillate; vomiting may cause aspiration pneumonia.

**PRECAUTIONARY STATEMENTS
HAZARDS TO HUMANS AND
DOMESTIC ANIMALS
CAUTION**

Harmful if swallowed or absorbed through skin. Do not breathe vapors or spray mist. Avoid contact with skin or eyes. In case of contact, flush with plenty of water. Wash with soap and warm water after use. Obtain medical attention if irritation persists. Avoid contamination of food or feedstuffs.

ENVIRONMENTAL HAZARDS

This product is toxic to fish and aquatic invertebrates. Do not apply directly to water or to areas where surface water is present or to intertidal areas below the mean high water mark. Do not contaminate water by cleaning of equipment or disposal or equipment washwaters.

PHYSICAL OR CHEMICAL HAZARDS

Do not use or store near heat or open flame.

For use in areas such as:

Industrial Plants, Factories, Warehouses, Commercial Buildings, Condominiums, Apartments, Cabins, Day Care Centers, Mobile Homes, Homes, Hospitals, Hotels, Motels, Nursing Homes, Office Buildings, Other Public Buildings, Campsites, Gas Stations, Prisons, Rooms, Schools, Parks, Institutions, Jails, Sport Stadiums, Supermarkets, Taverns, Theaters, Morgues, Mortuaries, Crematoriums, Funeral Parlors, Mausoleums, Atriums, Attics, Bathrooms, Basements, Bedrooms, Porches, Closets, Draperies, Dressers, Kitchens, Porches, Upholstered Furniture, Cabinets, Crawl Spaces, Carpet, Campers, Garbage Areas, Garbage Cans, Patios, Garages, Gazebos, Storage Areas, Floors, Furniture, Locker Rooms, Utility Room Indoor, Utility Room Outdoor, Washrooms;

Animal Quarters (enclosed premise treatment), Cat Living Quarters (enclosed premise treatment), Dog Houses, Dog Living Quarters, Dog Kennel Runs, Kennels, Pet Bedding, Pet Carriers, Pet Grooming Parlors, Pet Sleeping Areas, Pet Stores, Pet Quarters (enclosed premise treatment), Veterinaries, Zoos;

Candy Plants, Canneries, Bakeries, Breweries, Cereal Processing Facilities, Food Processing Plants, Food and Non-Food Warehouses, Cafeterias, Indoor Eating Establishments, Grocery Stores, Institutional Dining Areas, Flour Mills, Grain Storage Facilities, Outdoor Eating Establishments, Recreational Areas Outdoors, Restaurants, Dairies, Delicatessens;

Transportation Equipment (automobiles, boxcars, buses, boats, trucks, railcars, ship cargo holds);

Outdoor Areas and Surfaces Perimeters, including: Lawns and Around Foundation Walls.

DIRECTIONS FOR USE

It is a violation of Federal Law to use this product in a manner inconsistent with its labeling.

Precautions:

- For best results, follow directions for specific use areas.
- Do not use this product in or on electrical equipment due to possibility of shock hazard.
- Do not excessively wet carpet, draperies and furniture.
- Always test in an inconspicuous area prior to use as some natural and synthetic fibers may be adversely affected by any liquid product.

Restrictions:

- When used in hospital rooms, convalescent hospital rooms, and nursing home rooms, remove patients prior to treatment.
- Ventilate treated rooms thoroughly for two (2) hours after treatment. Do not return patients to treated room until after ventilation.

**READ ALL DIRECTIONS COMPLETELY
BEFORE USE.**

INDOOR USE

CONTROL OF FLEAS

The active ingredients in Tekko™ Pro are Novaluron and Pyriproxyfen, both are insect growth regulators. Insect growth hormones are naturally occurring in insects and Tekko™ Pro prevents the adult flea from developing. These properties will gradually result in the reduction and eventual elimination of the flea population. Flea eggs and flea larvae that come into contact with Tekko™ Pro will also not develop into adult fleas. Tekko™ Pro works for up to 7 months by inhibiting the development of the immature stages of the flea and

preventing them from reaching the biting adult stage. Tekko™ Pro does not work on adult fleas and flea pupae that already exist.

Note:

- If a high population of adult fleas is present, it may be necessary to use an adulticide. Tekko™ Pro may be combined with an EPA registered flea adulticide.
- Application of Tekko™ Pro prior to the flea season will aid in reducing developing populations. Apply to areas where pets and other animals are known to frequent and where previous infestations have been known to occur to prevent the emergence of adult fleas and also control stages of fleas that don't resemble adult fleas.
- Before treatment, vacuum carpets, draperies and upholstered furniture. Dispose of vacuum bag in an outdoor trash receptacle.
- Remove pets prior to spraying treatment area.
- After treatment, do not allow children and pets into treated areas until spray has dried.

Spray Mixing: Prepare a diluted spray solution by adding 1 fluid ounce Tekko™ Pro per gallon of water. Partially fill the mixing container with water, add Tekko™ Pro, agitate and fill to final volume. Do not allow spray mixture to stand overnight. Agitate before each use.

Use with an Adulticide Insecticide: For immediate relief of adult fleas, Tekko™ Pro may be combined with an insecticide registered for control of adult fleas. This mixture will also inhibit the development of the immature stages of the flea for up to 7 months. Follow all precautions and use directions on both products. Use at the application rate specified in the table below.

Note: Do not allow children or pets to contact treated surfaces until spray has dried.

CONTROL OF COCKROACHES AND CRICKETS

Tekko™ Pro will prevent nymphal cockroaches and crickets from developing into adults. After application, cockroaches with twisted wings will begin to appear indicating that they are unable to reproduce. When used as directed, cockroach and cricket populations will be eliminated. One treatment works for 6 months against hatching cockroaches and crickets.

If a high population of adult cockroaches are present, the use of an EPA registered adulticide may be necessary for immediate relief. Tekko™ Pro concentrate may be combined with a cockroach adulticide.

Spray Mixing: Prepare a diluted spray solution by adding 2 fluid ounces Tekko™ Pro per gallon of water. Partially fill the mixing container with water, add Tekko™ Pro, agitate and fill to the final volume. Agitate before each use. Do not allow spray mixture to stand overnight.

Use with an Adulticide Insecticide: For immediate relief of adult cockroaches, Tekko™ Pro may be combined with an insecticide registered for adult cockroach control. This mixture will also inhibit the development of the immature stages of the cockroach for up to 6 months. Follow all precautions and use directions on both products. Use at the application rate specified in the table below.

Note: This product cannot be mixed with any product containing a label prohibition against such mixing.

CONTROL OF STORED PRODUCT PESTS

(Including Indian Meal Moths, Rice Moths, Tobacco Moths, Red Flour Beetles, Confused Flour Beetles, Lesser Grain Borers, Merchant Grain Beetles, Saw-toothed Grain Beetles, Warehouse Beetles, Cigarette Beetles, and Dermestid Beetles)

Spray Mixing for Surface, Spot, Crack and Crevice Application:

Prepare a diluted spray solution by adding 1.5 fluid ounces of Tekko™ Pro per gallon of water. Partially fill the mixing container with water, add Tekko™ Pro, agitate and fill to final volume. Agitate before each spray application.

Food Handling Establishments:

(Places other than private residences in which food is held, processed, prepared, or served):

Application is limited to space, general surface, spot, and/or crack and crevice treatment in food handling establishments where food and food products are held, prepared, processed and served. Space and general surface application may be used only when the facility is not in operation provided exposed food is covered or removed from the area being treated prior to application. Spot, and/or crack and crevice treatments may be used while the facility is in operation provided exposed food is covered or removed from the area being treated prior to application. Food contact surfaces must be thoroughly washed with an effective cleaning compound and rinsed with potable water after use of the product. Fogging applications are recommended for larger facilities including food and non-food warehouses.

Food Serving Areas: Tekko™ Pro may be used in food areas of food handling establishments, restaurants, or other areas where foods

are commercially prepared or served. Tekko™ Pro may also be used in serving areas only when facility is not in operation or food is not exposed. Serving areas are areas where prepared foods are served, such as dining rooms. All food-processing surfaces and utensils must be covered during treatment or thoroughly washed before use. Food areas include areas for receiving, storage, packing (canning, bottling, wrapping, boxing), preparing, edible waste storage, and enclosed processing systems (mills, dairies, edible oils, syrups). Repeat application in 90 days.

Non-Food Areas: Tekko™ Pro may be used to treat nonfood areas. Nonfood areas include areas such as garbage rooms, lavatories, floor drains (to sewers), entries and vestibules, offices, locker rooms, machine rooms, boiler rooms, garages, mop closets, and storage (after canning or bottling), walls and floors, under and between pallets, areas of machinery and equipment, mop and equipment closets, behind cabinets, under shelves and racks.

PREPARATION OF Adulticide and Tekko™ Pro Combination:

Tekko™ Pro can be mixed with other EPA registered pesticides and used in accordance with the most restrictive of label limitations and precautions. No label dosage rates may be exceeded.

Tank Mixes: Make applications in accordance with those use precautions and label instructions that are consistent for each product. Prepare the tank mix using the label rate of adulticide and Tekko™ Pro by adding the adulticide first and making sure it is well mixed and in suspension, then adding the correct amount of Tekko™ Pro according to the label instructions below.

Note: This product cannot be mixed with any product containing a label prohibition against such mixing.

Indoor Uses

Pests	Use Sites	Application Method	Application Rate	Use Directions and Restrictions
Control of Fleas*	General Surface Application	Low-pressure Sprayer	<u>Dilute spray solution:</u> 1 oz. per gal. of water <u>Spray rate:</u> 1 gal. per 1,500 ft ²	For use on carpets, furniture, pet sleeping areas & throw rugs, etc. Repeat treatment every 7 months as necessary.
	Carpet Shampoo	Non-Heat Extracting Carpet Shampoo Equipment	<u>Dilute instructions on carpet shampoo:</u> 1 oz. per gal. (7.8 ml/L) of diluted shampoo <u>Application rate:</u> 1 gal. of diluted shampoo per 1,500 ft ² (139 m ²)	May also be used with a liquid, non-heat extracting carpet shampoo application. Allow carpet to completely dry and vacuum thoroughly.

Pests	Use Sites	Application Method	Application Rate	Use Directions and Restrictions
Control of Fleas*	Kennels and Doghouses (building, resting areas, walls, floor, animal bedding & run areas)	Adjustable Hose-End Sprayer, Tank Type Sprayer, Sprinkling Can or Low Pressure Sprayer	<u>Dilute spray solution:</u> 1 oz. per gal. of water <u>Spray rate:</u> 1 gal. per 1,500 ft ²	Remove animals before treating. Treat pets and their bedding with EPA registered flea and tick control products, flea or flea and tick collar, pet powder, pet spray, pet dip, pet shampoo, flea shampoo or flea and tick pet shampoo, in conjunction with this application as part of a complete flea control program. Repeat Tekko™ Pro application at 7 month intervals or as needed. Follow use directions for other EPA registered products that are used in conjunction. Do not return animals to treated areas until spray has dried completely.

Pests	Use Sites	Application Method	Application Rate	Use Directions and Restrictions
Control of German, Asian, and Brown Banded Cockroaches and Crickets General Surface Application, including Crack and Crevice		Low-pressure Sprayer	<u>Dilute spray solution:</u> 2 oz. per gal. of water <u>Spray rate:</u> 1 gal. per 1,000 ft ²	Contact as many insects as possible. Thoroughly spray all areas where these pests may hide paying attention to places such as beneath sinks, behind and beneath stoves and refrigerators, cracks and crevices, around garbage cans, cabinets, along the outside of baseboards, door and window sills, door and window frames and floors, around and on drains, pipes, plumbing, behind bookcases, storage and other utility installation areas, infested furniture and the inside of cabinets and closets. Repeat treatment every 6 months as necessary.

Pests	Use Sites	Application Method	Application Rate	Use Directions and Restrictions
Control of Stored Product Pests**	General Surface Application, including Crack and Crevice Food Serving Areas/ Surfaces, Non-food Serving Areas/ Surfaces	Pressurized spray system capable of delivering a pin-point or variable spray pattern Low Pressure Sprayer	<u>Dilute spray solution:</u> 1.5 oz. per gal. of water (11.7 ml/L) <u>Spray rate:</u> 1 gal. per 1,500 ft ² (27 ml/m ²)	For treatment of food processing and food handling establishments and in food and nonfood storage warehouses repeat application in 90 days. (Places other than private residents in which food is held, processed, prepared, or served) Crack and Crevice applications may be made directly to cracks and crevices, baseboards, floors, ceilings, walls, expansion joints, molding, areas around water and sewer pipes, voids where pests can hide and similar areas.

Pests	Use Sites	Application Method	Application Rate	Use Directions and Restrictions
Control of Stored Product Pests**				Spot treatments may also be made to storage areas, closets, around water pipes, doors and windows, behind and under refrigerators, cabinets, sinks, stoves and other equipment, shelves, drawers and similar areas. Contact as many insects as possible.
	Fogging Appl.	ULV equipment, mechanical misting sprayers, aerosol generators, or thermal foggers	Follow the equipment manufacturer's solution preparation instructions. Tekko™ Pro may be diluted with water or petroleum distillate. <u>Application rate:</u> 1.5 oz. (44.3 ml) per 12,000 cubic feet (340 m ³)	Close area to be treated and shut off all ventilation Systems. Apply the product in the air and direct fog or mist toward all areas that may harbor target pests. After treatment, leave the room closed for 30 minutes or longer as recommended by the equipment manufacturer or the labels of other products applied in tank mixing. Do not remain in treated area. Ventilate thoroughly before reentry.

Pests	Use Sites	Application Method	Application Rate	Use Directions and Restrictions
Control of Ants	General Surface Application	Low Pressure Sprayer or Similar Application	<u>Application rate:</u> 2 oz. per gal. of water per 1,000 ft ²	<p>Apply Tekko™ Pro to interior areas of a building where ants are actively foraging. Refer to outdoor uses for associated outdoor application instructions.</p> <p>Tekko™ Pro may be used in a tank mix combination with an EPA registered adulticide insecticide, or as an alternating treatment with adulticide insecticide.</p> <p>Repeat treatments may be made 14 days after previous treatment, or if heavy rainfall occurs.</p>

Pests	Use Sites	Application Method	Application Rate	Use Directions and Restrictions
Control of Flying Insect Pests	Livestock, Poultry Housing and Pet Kennels	General Surface, Fogger/ULV, Crack and Crevice and Spray	<u>Application rate:</u> 1 oz. per gal. of water per 1,500 ft ²	<p>Treat all areas where flying insects may collect, rest or breed, including vertical walls, ceilings, pipes, conduit, stalls, stanchions, floors, and walkways. When Tekko™ Pro is used alone, treatments can be extended to animal bedding, manure, and other potential areas where flying insects may breed.</p> <p>For surface applications, thoroughly wet floors, walls, ceilings, doors, around windows, garbage and refuse areas. When used as directed, Tekko™ Pro will not harm beneficial insects in animal litter or bedding, such as predatory wasps. Control will be enhanced when facilities are cleaned and interior applications are supplemented with exterior perimeter treatments.</p>

Pests	Use Sites	Application Method	Application Rate	Use Directions and Restrictions
Control of Flying Insect Pests	Livestock, Poultry Housing and Pet Kennels	General Surface, Fogger/ULV, Crack and Crevice and Spray	<u>Application rate:</u> 1 oz. per gal. of water per 1,500 ft ²	<p>Restrictions:</p> <ul style="list-style-type: none"> • Do not treat birdcages or stock pens when animals are present. • Do not make interior applications of Tekko™ Pro in areas of facility where animals are present. • Do not apply directly to any natural bodies of water such as ponds, lakes, streams, rivers, marshes, potholes, and estuaries. • Do not allow animals back in treated areas of facility until treated areas have dried. • Do not contaminate or apply to food or foodstuffs, water or watering equipment. <p>If needed, repeat 14 days after previous treatment or if heavy rainfall occurs.</p>

- * This is just part of a complete flea control program. To further prevent the introduction of adult fleas, pets and their bedding should also be treated with an EPA registered flea and tick control product, flea or flea and tick collar, pet powder, pet spray, pet dip, pet shampoo, flea shampoo or flea and tick pet shampoo, in conjunction with this application as part of a complete flea control program.
- ** Indian Meal Moths, Rice Moths, Tobacco Moths, Red Flour Beetles, Confused Flour Beetles, Lesser Grain Borers, Merchant Grain Beetles, Saw-toothed Grain Beetles, Warehouse Beetles, Cigarette Beetles, and Dermestid Beetle

OUTDOOR USE CONTROL OF FLEAS

Apply Tekko™ Pro dilution to areas where pets normally frequent including but not limited to under trees, ornamental plants, and shrubs. Application on soil surfaces will provide 21 days of IGR activity. If large populations of adult fleas exist, treat the lawn area with an EPA registered lawn treatment product to kill adult fleas.

Spray Mixing: To prepare a diluted spray solution, mix 1.0 fluid ounce Tekko™ Pro in a sufficient volume of water (minimum amount of water 1 gallon), depending on spray equipment used, to cover 1,000 ft². Partially filling the sprayer with water, add Tekko™ Pro, agitate and fill with water to the final volume. Agitate before each spray.

Use with an Adulticide Insecticide: For immediate relief of adult fleas, Tekko™ Pro may be combined with an insecticide registered for control of adult fleas. This mixture will also inhibit the development of the immature stages of the flea for up to 7 months. Follow all precautions and use directions on both products. Use at the application rate specified in the table below.

CONTROL OF FLYING INSECTS

Tekko™ Pro may be used for the control of HOUSE FLIES, STABLE FLIES, MOTHS, MOSQUITOES, NUISANCE FLIES (GNATS, MIDGES) and other similar flying pest insects such as those classified as Dipterous or Hymenopterous.

General Surface Treatments: Tekko™ Pro causes a decrease in the number and hatching of eggs laid by treated adults. Fly larvae (maggots) treated with Tekko™ Pro cannot develop into normal adults. The use of Tekko™ Pro will result in a reduction in adult fly populations after 3-4 weeks, at the time when previously hatched adult flies have died naturally.

Tekko™ Pro may be used for control of flying insect pests in, on and around buildings as described in the use table. These areas include, but are not limited to residential, commercial, public, industrial and agricultural buildings. Tekko™ Pro may be used to control nuisance flies, gnats, midges, and mosquitoes by application into moist breeding areas (potted plants, moist debris or litter) or into areas holding standing water such as gutters, drains, pools and fountains.

Treatments in Combination with an Adulticide: Use Tekko™ Pro in alternation or in a tank mix combination with an adulticide insecticide for quick knockdown and more rapid control of adult flying insect pests. As an IPM strategy, combining or alternating Tekko™ Pro with other types of chemicals, such as pyrethroid or other insecticides can reduce or prevent the development of genetic resistance to these adulticide insecticides.

CONTROL OF COCKROACHES AND CRICKETS

Tekko™ Pro will prevent nymphal cockroaches and crickets from developing into adults. After application, cockroaches with twisted wings will begin to appear indicating that they are unable to reproduce. When used as directed, cockroach and cricket populations will be eliminated. One treatment works for 6 months against hatching cockroaches and crickets.

If a high population of adult cockroaches are present, the use of an EPA registered adulticide may be necessary for immediate relief. Tekko™ Pro concentrate may be combined with a cockroach adulticide.

Spray Mixing: Prepare a diluted spray solution by adding 2 fluid ounces Tekko™ Pro in a sufficient amount of water (minimum amount of water 1 gallon) to cover 1,000 ft². Partially fill the mixing container with water, add Tekko™ Pro, agitate and fill to the final volume. Agitate before each spray. Do not allow spray mixture to stand overnight.

Use with an Adulticide Insecticide: For immediate relief of adult cockroaches, Tekko™ Pro may be combined with an insecticide registered for adult cockroach control. This mixture will also inhibit the development of the immature stages of the cockroach for up to 6 months. Follow all precautions and use directions on both products. Use at the application rate specified in the table below.

Note: This product cannot be mixed with any product containing a label prohibition against such mixing.

PREPARATION OF Adulicide and Tekko™ Pro Combination:

Tekko™ Pro can be mixed with other EPA registered pesticides and used in accordance with the most restrictive of label limitations and precautions. No label dosage rates may be exceeded.

Tank Mixes: Make applications in accordance with those use precautions and label instructions that are consistent for each product. Prepare the tank mix using the label rate of adulicide and Tekko™ Pro by adding the adulicide first and making sure it is well mixed and in suspension, then adding the correct amount of Tekko™ Pro according to the label instructions below.

Note: This product cannot be mixed with any product containing a label prohibition against such mixing.

Outdoor Uses

Pests	Use Sites	Application Method	Application Rate	Use Directions and Restrictions
Control of Fleas*	Lawns, Under Trees, Ornamental Plants & Shrubs	Adjustable Hose-End Sprayer, Tank Type Sprayer or Sprinkling can	1.0 oz. in a sufficient amount of water (minimum 1 gal.) to cover 1,000 ft ² <u>Spray rate:</u> 1 tsp. per gal. will cover 333 ft ²	<p>As a spot treatment for areas where pets normally frequent, but not limited to under trees, ornamental plants and shrubs.</p> <p>Restrictions:</p> <ul style="list-style-type: none"> • Do not allow the spray mixture to stand overnight. • Do not spray when wind conditions could create a mist to blow back to applicator. • Do not apply this product in or around bodies of water. • Do not soak young or flowering plants. • Remove animals prior to spraying treatment area. • Do not allow animals or children to return to treated areas until spray has dried completely. <p style="text-align: right;">Repeat application in 21 days.</p>

Pests	Use Sites	Application Method	Application Rate	Use Directions and Restrictions
Control of Cockroaches	Perimeter Treatments	Low-pressure Sprayer	2 oz. in a sufficient amount of water (minimum of 1 gal.) to cover 1,000 ft ² in a band 2 to 4 ft wide adjacent to & around structure.	<p>Apply at a height of 2 to 3 feet on the foundation where pests may be active or may find entrance. Apply spray around window frames, doors, garage doors, patios, decks, carports, shutters, around garbage areas, sill plate and other areas where cockroaches may congregate.</p> <p>Restrictions:</p> <ul style="list-style-type: none"> • Do not spray into the air; only spray onto the specific use sites. • Do not apply when windy. • Do not apply this product in or around bodies of water. <p>Repeat at 6 month intervals.</p>

Pests	Use Sites	Application Method	Application Rate	Use Directions and Restrictions
Control of Ants	Perimeter or Around Foundation Walls	Low Pressure Sprayer or Similar Application	2 oz. in a sufficient amount of water (minimum of 1 gal.) to cover 1,000 ft ²	<p>Apply Tekko™ Pro to exterior perimeter or around foundation walls where ants are actively foraging and in a band 6-10 feet wide adjacent to the foundation wall of the building. Refer to indoor uses for associated indoor application instructions.</p> <p>Tekko™ Pro may be used in a tank mix combination with an EPA registered adulticide insecticide, or as an alternating treatment with adulticide insecticide.</p> <p>Repeat treatments may be made 14 days after previous treatment, or if heavy rainfall occurs.</p>

Pests	Use Sites	Application Method	Application Rate	Use Directions and Restrictions
Control of Flying Insect Pests	Live-stock, Poultry Housing and Pet Kennels	General Surface, Fogger/ ULV, Crack and Crevice and Spray	1 oz. per gal. of water per 1,500 ft ²	<p>Apply to outside surfaces of buildings, porches, patios, garages and other areas where these pests have been seen or found. To help prevent infestations of buildings by flying insects, treat soil, vegetation or other substrates in a band 6-10 feet wide adjacent to the building foundations, walls, around doors and windows, and overhead areas where these pests are active and may find entrance or harborage.</p> <p>For surface applications, thoroughly wet floors, walls, ceilings, doors, around windows, garbage and refuse areas. When used as directed, Tekko™ Pro will not harm beneficial insects in animal litter or bedding, such as predatory wasps. Control will be enhanced when facilities are cleaned and interior applications are supplemented with exterior perimeter treatments.</p>

Pests	Use Sites	Application Method	Application Rate	Use Directions and Restrictions
Control of Flying Insect Pests	Live-stock, Poultry Housing and Pet Kennels	General Surface, Fogger/ULV, Crack and Crevice and Spray	1 oz. per gal. of water per 1,500 ft ²	<p>Restrictions:</p> <ul style="list-style-type: none"> • Do not treat birdcages or stock pens when animals are present. • Do not make interior applications of Tekko™ Pro in areas of facility where animals are present. • Do not apply directly to any natural bodies of water such as ponds, lakes, streams, rivers, marshes, potholes, and estuaries. • Do not allow animals back in treated areas of facility until treated areas have dried. • Do not contaminate or apply to food or foodstuffs, water or watering equipment. <p>If needed, repeat 14 days after previous treatment or if heavy rainfall occurs.</p>

★ This product is just part of a complete flea control program. To further prevent the introduction of adult fleas, pets and their bedding should also be treated with an EPA registered flea and tick control product.

OTHER USES

FOR CONTROL OF LITTER BEETLES (Such as Darkling, Hide and Carrion Beetles):

Tekko™ Pro can be applied to litter, such as in poultry houses infested with litter beetles, to break the lifecycle of these insect pests. Make uniform application of Tekko™ Pro to litter at the rate of 1 oz. of product in a sufficient amount of water (minimum of 1 gallon) to cover 1,000 ft² using a low pressure sprayer or similar applicator to achieve thorough coverage.

Remove the old litter and animals from immediate treatment area. Make surface treatment immediately after animals are removed and again just prior to new animal placement, making sure to treat areas where beetles frequently occur, such as walls, supports, cages, stalls and around feeders. Application of EPA registered adulticides, to kill adult egg-laying beetles, to walls and floors at cleanout and before reintroduction of animals, will suppress beetles that escaped earlier treatment and will help delay onset of future infestations. Cover or remove exposed food, feed, water and watering equipment.

Apply Tekko™ Pro uniformly to floor area and to walls, posts, and cage framing (birds grown in cages only). Application should also be made into cracks and crevices around insulation. Reapply after each grow-out or sanitization procedure. Make perimeter treatments around the outside of building foundations to prevent immigrating adult beetles. Apply N + P Regulator or EPA registered adulticide insecticides, or both, in a uniform band at least 1 foot up and 1-4 feet out from foundation. To maintain population control, it is advisable to maintain a year-round treatment program.

Pests	Use Sites	Application Method	Application Rate	Use Directions and Restrictions
Control of Litter Beetles (Such as Darkling, Hide and Carrion Beetles)	Litter, General Surface Application (Including Broadcast, Spot and Crack & Crevice, and Perimeter)	Low Pressure Sprayer or Similar Application	1 oz. in a sufficient amount of water (minimum of 1 gal.) to cover 1,000 ft ²	Do not contaminate food/feed or water. Apply N & P Regulator uniformly to surface to achieve thorough coverage. Repeat application after each grow-out or sanitization procedure.

STORAGE AND DISPOSAL

Do not contaminate water, food or feed by storage and disposal.

Pesticide Storage: Store upright at room temperature. Avoid exposure to extreme temperatures. Store in a locked area out of reach of children and domestic animals. In case of spillage or leakages, soak up with an absorbent material such as sand, sawdust, earth, Fuller's earth, etc. Dispose of with chemical waste.

Pesticide Disposal: Pesticide wastes are acutely hazardous. Improper disposal of excess pesticide, spilled bait, or rinsate is a violation of Federal Law. If these wastes cannot be disposed of by use according to label instructions, contact your State Pesticide or Environmental Control Agency, or the Hazardous Waste representative at the nearest EPA Regional Office for Guidance.

Container Disposal: If empty - Nonrefillable container. Do not reuse or refill this container. Offer for recycling if available. If recycling is not available: then dispose of container in a sanitary landfill or, if allowed by State and local authorities, by burning. If burned, stay out of smoke.

If partly filled: Call your local solid waste agency for disposal instructions. Unless otherwise instructed, place in trash. Never pour unused product down the drain or on the ground.

STORAGE AND DISPOSAL (continued)

[Commercial Language]

For Bulk containers: (Refillable Container) Refill this container with pesticides only. Do not reuse this container for any other purpose. Cleaning the container before final disposal is the responsibility of the person disposing of the container. Cleaning before refilling is the responsibility of the re-filler.

To clean the container before final disposal, empty the remaining contents from this container into application equipment or mix tank. Fill the container about 10 percent full with water. Agitate vigorously or re-circulate water with the pump for 2 minutes. Pour or pump rinsate into application equipment or rinsate collection system. Repeat this procedure two more times.

LIMITATION OF WARRANTY AND LIABILITY

NOTICE: Read the entire Directions for Use and Conditions of Sale and Limitation of Warranty and Liability before buying or using this product. If the terms are not acceptable, return the product at once, unopened, and the purchase price will be refunded.



The Directions for Use of this product should be followed carefully. It is impossible to eliminate all risks inherently associated with the use of this product. Ineffectiveness or other unintended consequences may result because of such factors as manner of use or application, weather, presence of other materials or other influencing factors in the use of the product, which are beyond the control of Control Solutions, Inc. or Seller. To the extent consistent with applicable law, all such risks shall be assumed by Buyer and User, and Buyer and User agree to hold Control Solutions, Inc. and Seller harmless for any claims relating to such factors.

Control Solutions, Inc. warrants that this product conforms to the chemical description on the label and is reasonably fit for the purposes stated in the Directions for Use, subject to the inherent risks referred to above, when used in accordance with directions under normal use conditions. This warranty does not extend to the use of this product contrary to label instructions, or under abnormal conditions or under conditions not reasonably foreseeable to or beyond the control of Seller or Control Solutions, Inc., and Buyer and User assume the risk of any such use. **CONTROL SOLUTIONS, INC. MAKES NO WARRANTIES OF MERCHANTABILITY OR OF FITNESS FOR A PARTICULAR PURPOSE NOR ANY OTHER EXPRESS OR IMPLIED WARRANTY EXCEPT AS STATED ABOVE.**

IT IS CONTROL SOLUTIONS INC., AND SELLERS INTENTION THAT in no event shall Control Solutions or Seller be liable for any incidental, consequential or special damages resulting from the use or handling of this product. **TO THE EXTENT CONSISTENT WITH APPLICABLE LAW THE EXCLUSIVE REMEDY OF THE USER OR BUYER, AND THE EXCLUSIVE LIABILITY OF CONTROL SOLUTIONS, INC., AND SELLER FOR ANY AND ALL CLAIMS, LOSSES, INJURIES OR DAMAGES (INCLUDING CLAIMS BASED ON BREACH OF WARRANTY, CONTRACT, NEGLIGENCE, TORT, STRICT LIABILITY OR OTHERWISE) RESULTING FROM THE USE OR HANDLING OF THIS PRODUCT, SHALL BE THE RETURN OF THE PURCHASE PRICE OF THE PRODUCT OR, AT THE ELECTION OF CONTROL SOLUTIONS, INC. OR SELLER, THE REPLACEMENT OF THE PRODUCT.**

Control Solutions, Inc. and Seller offer this product, and Buyer and User accept it, subject to the foregoing Conditions of Sale and Limitation of Warranty and Liability, which may not be modified except by written agreement signed by a duly authorized representative of Control Solutions, Inc.

Control Solutions, Inc.
5903 Genoa-Red Bluff
Pasadena, TX 77507-1041



TEKKO™ PRO



Insect Growth Regulator Concentrate

COMBINATION CHEMISTRY™ FROM CONTROL SOLUTIONS

- For indoor or outdoor use
- Effective long-term control of fleas, roaches, flies, mosquitoes, gnats, crickets, litter beetles and ants
- For use on furniture and carpets
- For use in animal quarters, kennels and poultry houses

ACTIVE INGREDIENTS:

Pyriproxyfen¹ 1.30%

Novaluron* 1.30%

OTHER INGREDIENTS** : 97.40%

TOTAL: 100.00%

¹ Pyriproxyfen: 2-[1-Methyl-2-(4-phenoxyphenoxy)ethoxy] pyridine

*Contains 0.10 pounds of Novaluron per gallon.

**Contains petroleum distillate.

KEEP OUT OF REACH OF CHILDREN CAUTION

See attached label for additional precautionary information and complete Directions for Use.

EPA Reg. No. 53883-335

EPA Est. No. 53883-TX-002

EPA 020514

CONTENTS:
1 PINT

ACCEPTED
VIA NOTIFICATION
LABEL NOT REVIEWED

SEP 27 2016

New York State Department
of Environmental Conservation
Division of Materials Management
Pesticide Product Registration



ADAMA

Manufactured by:

**Control
Solutions Inc.**

A member of Adama
Consumer and Professional Solutions
5903 Genoa-Red Bluff, Pasadena, TX 77507

TEKKO™ PRO



Insect Growth Regulator Concentrate COMBINATION CHEMISTRY™ FROM CONTROL SOLUTIONS

- Effective long-term control of fleas, roaches, flies, mosquitoes, gnats, crickets, litter beetles and ants
- Photostable for up to 14 days
- For use on furniture and carpets
- For use in animal quarters, kennels and poultry houses
- Inhibits reinfestation by fleas for up to 7 months.
- Reduces egg production in houseflies and prevents development of larvae into adults.
- Inhibits reinfestation by listed cockroaches for up to 6 months.
- One ounce treats up to 1,500 square feet; four ounces treats up to 6,000 square feet
- For indoor or outdoor use

ACTIVE INGREDIENT:

Pyriproxyfen¹1.30%
Novaluron* 1.30%

OTHER INGREDIENTS** :97.40%

TOTAL:100.00%

¹Pyriproxyfen: 2-[1-Methyl-2-(4-phenoxyphenoxy)ethoxy] pyridine

*Contains 0.10 lbs. Novaluron per gallon.

**Contains petroleum distillate

**KEEP OUT OF REACH OF CHILDREN
CAUTION**

(See attached label for additional precautionary information and complete Directions for Use.)

EPA Reg. No. 53883-335 EPA Est. No. 53883-TX-002



ADAMA

Manufactured by:

**Control
Solutions Inc.**

A member of Adama
Consumer and Professional Solutions
5903 Genoa-Red Bluff, Pasadena, TX 77507

NET CONTENTS: 16 FL. OZ.

FIRST AID	
IF SWALLOWED:	<ul style="list-style-type: none"> • Call a poison control center or doctor immediately for treatment advice. • Do not induce vomiting unless told to do so by a poison control center or doctor. • Do not give any liquid to the person. • Do not give anything by mouth to an unconscious person.
IF IN EYES:	<ul style="list-style-type: none"> • Hold eye open and rinse slowly and gently with water for 15-20 minutes. • Remove contact lenses, if present, after the first 5 minutes, then continue rinsing eye. • Call a poison control center or doctor for treatment advice.
IF ON SKIN OR CLOTHING:	<ul style="list-style-type: none"> • Take off contaminated clothing. • Rinse skin immediately with plenty of water for 15-20 minutes. • Call a poison control center or doctor for treatment advice.
IF INHALED:	<ul style="list-style-type: none"> • Move person to fresh air. • If person is not breathing, call 911 or an ambulance, then give artificial respiration, preferably mouth-to-mouth if possible. • Call a poison control center or doctor for further treatment advice.

Have the product container or label with you when calling a poison control center or doctor or going for treatment. You may also contact SafetyCall® International (866) 897-8050 for emergency medical treatment information.

NOTE TO PHYSICIAN: Contains petroleum distillate; vomiting may cause aspiration pneumonia.

**PRECAUTIONARY STATEMENTS
HAZARDS TO HUMANS AND
DOMESTIC ANIMALS
CAUTION**

Harmful if swallowed or absorbed through skin. Do not breathe vapors or spray mist. Avoid contact with skin or eyes. In case of contact, flush with plenty of water. Wash with soap and warm water after use. Obtain medical attention of irritation persists. Avoid contamination of food or feedstuffs.

ENVIRONMENTAL HAZARDS

This product is toxic to fish and aquatic invertebrates. Do not apply directly to water or to areas where surface water is present or to intertidal areas below the mean high water mark. Do not contaminate water by cleaning of equipment or disposal or equipment washwaters.

PHYSICAL OR CHEMICAL HAZARDS

Do not use or store near heat or open flame.

For use in areas such as:

Industrial Plants, Factories, Warehouses,
Commercial Buildings, Condominiums,
Apartments, Cabins, Day Care Centers, Mobile
Homes, Homes, Hospitals, Hotels, Motels,
Nursing Homes, Office Buildings, Other Public

Buildings, Campsites, Gas Stations, Prisons, Rooms, Schools, Parks, Institutions, Jails, Sport Stadiums, Supermarkets, Taverns, Theaters, Morgues, Mortuaries, Crematoriums, Funeral Parlors, Mausoleums, Atriums, Attics, Bathrooms, Basements, Bedrooms, Porches, Closets, Draperies, Dressers, Kitchens, Upholstered Furniture, Cabinets, Crawl Spaces, Carpet, Campers, Garbage Areas, Garbage Cans, Patios, Garages, Gazebos, Storage Areas, Floors, Furniture, Locker Rooms, Utility Room Indoor, Utility Room Outdoor, Washrooms;

Animal Quarters (enclosed premise treatment), Cat Living Quarters (enclosed premise treatment), Dog Houses, Dog Living Quarters, Dog Kennel Runs, Kennels, Pet Bedding, Pet Carriers, Pet Grooming Parlors, Pet Sleeping Areas, Pet Stores, Pet Quarters (enclosed premise treatment), Veterinaries, Zoos;

Candy Plants, Canneries, Bakeries, Breweries, Cereal Processing Facilities, Food Processing Plants, Food and Non-Food Warehouses, Cafeterias, Indoor Eating Establishments, Grocery Stores, Institutional Dining Areas, Flour Mills, Grain Storage Facilities, Outdoor Eating Establishments, Recreational Areas Outdoors, Restaurants, Dairies, Delicatessens;

Transportation Equipment (automobiles, boxcars, buses, boats, trucks, railcars, ship cargo holds);

Outdoor Areas and Surfaces Perimeters, including: Lawns and Around Foundation Walls.

DIRECTIONS FOR USE

It is a violation of Federal Law to use this product in a manner inconsistent with its labeling.

Precautions:

- For best results, follow directions for specific use areas.
- Do not use this product in or on electrical equipment due to possibility of shock hazard.
- Do not excessively wet carpet, draperies and furniture.
- Always test in an inconspicuous area prior to use as some natural and synthetic fibers may be adversely affected by any liquid product.

Restrictions:

- When used in hospital rooms, convalescent hospital rooms, and nursing home rooms, remove patients prior to treatment.
- Ventilate treated rooms thoroughly for two (2) hours after treatment. Do not return patients to treated room until after ventilation.

**READ ALL DIRECTIONS COMPLETELY
BEFORE USE.**

INDOOR USE**CONTROL OF FLEAS**

The active ingredients in Tekko™ Pro are Novaluron and Pyriproxyfen, both are insect growth regulators. Insect growth hormones are naturally occurring in insects and Tekko™ Pro prevents the adult flea from developing. These properties will gradually result in the reduction and eventual elimination of the flea population. Flea eggs and flea larvae that come into contact with Tekko™ Pro will also not develop into adult fleas. Tekko™ Pro works for up to 7 months by inhibiting the development of the immature stages of the flea and preventing them from reaching the biting adult stage. Tekko™ Pro does not work on adult fleas and flea pupae that already exist.

Note:

- If a high population of adult fleas is present, it may be necessary to use an adulticide. Tekko™ Pro may be combined with an EPA registered flea adulticide.
- Application of Tekko™ Pro prior to the flea season will aid in reducing developing populations. Apply to areas where pets and other animals are known to frequent and where previous infestations have been known to occur to prevent the emergence of adult fleas and also control stages of fleas that don't resemble adult fleas.
- Before treatment, vacuum carpets, draperies and upholstered furniture. Dispose of vacuum bag in an outdoor trash receptacle.
- Remove pets prior to spraying treatment area.
- After treatment, do not allow children and pets into treated areas until spray has dried.

Spray Mixing: Prepare a diluted spray solution by adding 1 fluid ounce Tekko™ Pro per gallon of water. Partially fill the mixing container with water, add Tekko™ Pro, agitate and fill to final volume. Do not allow spray mixture to stand overnight. Agitate before each use.

Use with an Adulticide Insecticide: For immediate relief of adult fleas, Tekko™ Pro may be combined with an insecticide registered for control of adult fleas. This mixture will also inhibit the development of the immature stages of the flea for up to 7 months. Follow all precautions and use directions on both products. Use at the application rate specified in the table below.

Note: Do not allow children or pets to contact treated surfaces until spray has dried.

CONTROL OF COCKROACHES AND CRICKETS

Tekko™ Pro will prevent nymphal cockroaches

and crickets from developing into adults. After application, cockroaches with twisted wings will begin to appear indicating that they are unable to reproduce. When used as directed, cockroach and cricket populations will be eliminated. One treatment works for 6 months against hatching cockroaches and crickets.

If a high population of adult cockroaches are present, the use of an EPA registered adulticide may be necessary for immediate relief. Tekko™ Pro concentrate may be combined with a cockroach adulticide.

Spray Mixing: Prepare a diluted spray solution by adding 2 fluid ounces Tekko™ Pro per gallon of water. Partially fill the mixing container with water, add Tekko™ Pro, agitate and fill to the final volume. Agitate before each use. Do not allow spray mixture to stand overnight.

Use with an Adulticide Insecticide: For immediate relief of adult cockroaches, Tekko™ Pro may be combined with an insecticide registered for adult cockroach control. This mixture will also inhibit the development of the immature stages of the cockroach for up to 6 months. Follow all precautions and use directions on both products. Use at the application rate specified in the table below.

Note: This product cannot be mixed with any product containing a label prohibition against such mixing.

CONTROL OF STORED PRODUCT PESTS

(Including Indian Meal Moths, Rice Moths, Tobacco Moths, Red Flour Beetles, Confused Flour Beetles, Lesser Grain Borers, Merchant Grain Beetles, Saw-toothed Grain Beetles, Warehouse

Beetles, Cigarette Beetles, and Dermestid Beetles)

Spray Mixing for Surface, Spot, Crack and Crevice

Application: Prepare a diluted spray solution by adding 1.5 fluid ounces of Tekko™ Pro per gallon of water. Partially fill the mixing container with water, add Tekko™ Pro, agitate and fill to final volume. Agitate before each spray application.

Food Handling Establishments:

(Places other than private residences in which food is held, processed, prepared, or served):

Application is limited to space, general surface, spot, and/or crack and crevice treatment in food handling establishments where food and food products are held, prepared, processed and served. Space and general surface application may be used only when the facility is not in operation provided exposed food is covered or removed from the area being treated prior to application. Spot, and/or crack and crevice treatments may be used while the facility is in operation provided exposed food is covered or removed from the area being treated prior to application. Food contact surfaces must be thoroughly washed with an effective cleaning compound and rinsed with potable water after use of the product. Fogging applications are recommended for larger facilities including food and non-food warehouses.

Food Serving Areas: Tekko™ Pro may be used in food areas of food handling establishments, restaurants, or other areas where foods are commercially prepared or served. Tekko™ Pro may also be used in serving areas only when facility is not in operation or food is not exposed. Serving areas are areas where prepared foods are served,

such as dining rooms. All food-processing surfaces and utensils must be covered during treatment or thoroughly washed before use. Food areas include areas for receiving, storage, packing (canning, bottling, wrapping, boxing), preparing, edible waste storage, and enclosed processing systems (mills, dairies, edible oils, syrups). Repeat application in 90 days.

Non-Food Areas: Tekko™ Pro may be used to treat nonfood areas. Nonfood areas include areas such as garbage rooms, lavatories, floor drains (to sewers), entries and vestibules, offices, locker rooms, machine rooms, boiler rooms, garages, mop closets, and storage (after canning or bottling), walls and floors, under and between pallets, areas of machinery and equipment, mop and equipment closets, behind cabinets, under shelves and racks.

**PREPARATION OF Adulticide and
Tekko™ Pro Combination:**

Tekko™ Pro can be mixed with other EPA registered pesticides and used in accordance with the most restrictive of label limitations and precautions. No label dosage rates may be exceeded.

Tank Mixes: Make applications in accordance with those use precautions and label instructions that are consistent for each product. Prepare the tank mix using the label rate of adulticide and Tekko™ Pro by adding the adulticide first and making sure it is well mixed and in suspension, then adding the correct amount of Tekko™ Pro according to the label instructions below.

Note: This product cannot be mixed with any product containing a label prohibition against such mixing.

Indoor Uses

Pests	Use Sites	Application Method	Application Rate	Use Directions and Restrictions
Control of Fleas*	General Surface Application	Low-pressure Sprayer	<u>Dilute spray solution:</u> 1 oz. per gal. of water <u>Spray rate:</u> 1 gal. per 1,500 ft ²	For use on carpets, furniture, pet sleeping areas & throw rugs, etc. Repeat treatment every 7 months as necessary.
	Carpet Shampoo	Non-Heat Extracting Carpet Shampoo Equipment	<u>Dilute instructions on carpet shampoo:</u> 1 oz. per gal. (7.8 ml/L) of diluted shampoo <u>Application rate:</u> 1 gal. of diluted shampoo per 1,500 ft ² (139 m ²)	May also be used with a liquid, non-heat extracting carpet shampoo application. Allow carpet to completely dry and vacuum thoroughly.

Pests	Use Sites	Application Method	Application Rate	Use Directions and Restrictions
Control of Fleas*	Kennels and Doghouses (building, resting areas, walls, floor, animal bedding & run areas)	Adjustable Hose-End Sprayer, Tank Type Sprayer, Sprinkling Can or Low Pressure Sprayer	<u>Dilute spray solution:</u> 1 oz. per gal. of water <u>Spray rate:</u> 1 gal. per 1,500 ft ²	Remove animals before treating. Treat pets and their bedding with EPA registered flea and tick control products, flea or flea and tick collar, pet powder, pet spray, pet dip, pet shampoo, flea shampoo or flea and tick pet shampoo, in conjunction with this application as part of a complete flea control program. Repeat Tekko™ Pro application at 7 month intervals or as needed. Follow use directions for other EPA registered products that are used in conjunction. Do not return animals to treated areas until spray has dried completely.

Pests	Use Sites	Application Method	Application Rate	Use Directions and Restrictions
Control of German, Asian, and Brown Banded Cockroaches and Crickets General Surface Application, including, Crack and Crevice		Low-pressure Sprayer	<u>Dilute spray solution:</u> 2 oz. per gal. of water <u>Spray rate:</u> 1 gal. per 1,000 ft ²	Contact as many insects as possible. Thoroughly spray all areas where these pests may hide paying attention to places such as beneath sinks, behind and beneath stoves and refrigerators, cracks and crevices, around garbage cans, cabinets, along the outside of baseboards, door and window sills, door and window frames and floors, around and on drains, pipes, plumbing, behind bookcases, storage and other utility installation areas, infested furniture and the inside of cabinets and closets. Repeat treatment every 6 months as necessary.

Pests	Use Sites	Application Method	Application Rate	Use Directions and Restrictions
Control of Stored Product Pests**	General Surface Application, including Crack and Crevice Food Serving Areas/ Surfaces, Non-food Serving Areas/ Surfaces	Pressurized spray system capable of delivering a pin-point or variable spray pattern Low Pressure Sprayer	<u>Dilute spray solution:</u> 1.5 oz. per gal. of water (11.7 ml/L) <u>Spray rate:</u> 1 gal. per 1,500 ft ² (27 ml/m ²)	For treatment of food processing and food handling establishments and in food and nonfood storage warehouses repeat application in 90 days. (Places other than private residents in which food is held, processed, prepared, or served) Crack and Crevice applications may be made directly to cracks and crevices, baseboards, floors, ceilings, walls, expansion joints, molding, areas around water and sewer pipes, voids where pests can hide and similar areas.

Pests	Use Sites	Application Method	Application Rate	Use Directions and Restrictions
Control of Stored Product Pests**				Spot treatments may also be made to storage areas, closets, around water pipes, doors and windows, behind and under refrigerators, cabinets, sinks, stoves and other equipment, shelves, drawers and similar areas. Contact as many insects as possible.
	Fogging Appl.	ULV equipment, mechanical misting sprayers, aerosol generators, or thermal foggers	Follow the equipment manufacturer's solution preparation instructions. Tekko™ Pro may be diluted with water or petroleum distillate. <u>Application rate:</u> 1.5 oz. (44.3 ml) per 12,000 cubic feet (340 m ³)	Close area to be treated and shut off all ventilation Systems. Apply the product in the air and direct fog or mist toward all areas that may harbor target pests. After treatment, leave the room closed for 30 minutes or longer as recommended by the equipment manufacturer or the labels of other products applied in tank mixing. Do not remain in treated area. Ventilate thoroughly before reentry.

Pests	Use Sites	Application Method	Application Rate	Use Directions and Restrictions
Control of Ants	General Surface Application	Low Pressure Sprayer or Similar Application	<u>Application rate:</u> 2 oz. per gal. of water per 1,000 ft ²	Apply Tekko™ Pro to interior areas of a building where ants are actively foraging. Refer to outdoor uses for associated outdoor application instructions. Tekko™ Pro may be used in a tank mix combination with an EPA registered adulticide insecticide, or as an alternating treatment with adulticide insecticide. Repeat treatments may be made 14 days after previous treatment, or if heavy rainfall occurs.

Pests	Use Sites	Application Method	Application Rate	Use Directions and Restrictions
Control of Flying Insect Pests	Livestock, Poultry Housing and Pet Kennels	General Surface, Fogger/ULV, Crack and Crevice and Spray	<u>Application rate:</u> 1 oz. per gal. of water per 1,500 ft ²	<p>Treat all areas where flying insects may collect, rest or breed, including vertical walls, ceilings, pipes, conduit, stalls, stanchions, floors, and walkways. When Tekko™ Pro is used alone, treatments can be extended to animal bedding, manure, and other potential areas where flying insects may breed.</p> <p>For surface applications, thoroughly wet floors, walls, ceilings, doors, around windows, garbage and refuse areas. When used as directed, Tekko™ Pro will not harm beneficial insects in animal litter or bedding, such as predatory wasps. Control will be enhanced when facilities are cleaned and interior applications are supplemented with exterior perimeter treatments.</p>

Pests	Use Sites	Application Method	Application Rate	Use Directions and Restrictions
Control of Flying Insect Pests	Livestock, Poultry Housing and Pet Kennels	General Surface, Fogger/ULV, Crack and Crevice and Spray	<u>Application rate:</u> 1 oz. per gal. of water per 1,500 ft ²	<p>Restrictions:</p> <ul style="list-style-type: none"> • Do not treat birdcages or stock pens when animals are present. • Do not make interior applications of Tekko™ Pro in areas of facility where animals are present. • Do not apply directly to any natural bodies of water such as ponds, lakes, streams, rivers, marshes, potholes, and estuaries. • Do not allow animals back in treated areas of facility until treated areas have dried. • Do not contaminate or apply to food or foodstuffs, water or watering equipment. <p>If needed, repeat 14 days after previous treatment or if heavy rainfall occurs.</p>

* This is just part of a complete flea control program. To further prevent the introduction of adult fleas, pets and their bedding should also be treated with an EPA registered flea and tick control product, flea or flea and tick collar, pet powder, pet spray, pet dip, pet shampoo, flea shampoo or flea and tick pet shampoo, in conjunction with this application as part of a complete flea control program.

** Indian Meal Moths, Rice Moths, Tobacco Moths, Red Flour Beetles, Confused Flour Beetles, Lesser Grain Borers, Merchant Grain Beetles, Saw-toothed Grain Beetles, Warehouse Beetles, Cigarette Beetles, and Dermestid Beetle

OUTDOOR USE CONTROL OF FLEAS

Apply Tekko™ Pro dilution to areas where pets normally frequent including but not limited to under trees, ornamental plants, and shrubs. Application on soil surfaces will provide 21 days of IGR activity. If large populations of adult fleas exist, treat the lawn area with an EPA registered lawn treatment product to kill adult fleas.

Spray Mixing: To prepare a diluted spray solution, mix 1.0 fluid ounce Tekko™ Pro in a sufficient volume of water (minimum amount of water 1 gallon), depending on spray equipment used, to cover 1,000 ft². Partially filling the sprayer with water, add Tekko™ Pro, agitate and fill with water to the final volume. Agitate before each spray.

Use with an Adulticide Insecticide: For immediate relief of adult fleas, Tekko™ Pro may be combined with an insecticide registered for control of adult fleas. This mixture will also inhibit the development of the immature stages of the flea for up to 7

months. Follow all precautions and use directions on both products. Use at the application rate specified in the table below.

CONTROL OF FLYING INSECTS

Tekko™ Pro may be used for the control of HOUSE FLIES, STABLE FLIES, MOTHS, MOSQUITOES, NUISANCE FLIES (GNATS, MIDGES) and other similar flying pest insects such as those classified as Dipterous or Hymenopterous.

General Surface Treatments: Tekko™ Pro causes a decrease in the number and hatching of eggs laid by treated adults. Fly larvae (maggots) treated with Tekko™ Pro cannot develop into normal adults. The use of Tekko™ Pro will result in a reduction in adult fly populations after 3-4 weeks, at the time when previously hatched adult flies have died naturally.

Tekko™ Pro may be used for control of flying insect pests in, on and around buildings as described in the use table. These areas include, but are not limited to residential, commercial, public, industrial and agricultural buildings. Tekko™ Pro may be used to control nuisance flies, gnats, midges, and mosquitoes by application into moist breeding areas (potted plants, moist debris or litter) or into areas holding standing water such as gutters, drains, pools and fountains.

Treatments in Combination with an Adulticide: Use Tekko™ Pro in alternation or in a tank mix combination with an adulticide insecticide for quick knockdown and more rapid control of adult flying insect pests. As an IPM strategy, combining or alternating Tekko™ Pro with other types of chemicals, such as pyrethroid or other insecticides can reduce or prevent the development of genetic resistance to these adulticide insecticides.

CONTROL OF COCKROACHES AND CRICKETS

Tekko™ Pro will prevent nymphal cockroaches and crickets from developing into adults. After application, cockroaches with twisted wings will begin to appear indicating that they are unable to reproduce. When used as directed, cockroach and cricket populations will be eliminated. One treatment works for 6 months against hatching cockroaches and crickets.

If a high population of adult cockroaches are present, the use of an EPA registered adulticide may be necessary for immediate relief. Tekko™ Pro concentrate may be combined with a cockroach adulticide.

Spray Mixing: Prepare a diluted spray solution by adding 2 fluid ounces Tekko™ Pro in a sufficient amount of water (minimum amount of water 1 gallon) to cover 1,000 ft². Partially fill the mixing container with water, add Tekko™ Pro, agitate and fill to the final volume. Agitate before each spray. Do not allow spray mixture to stand overnight.

Use with an Adulticide Insecticide: For immediate relief of adult cockroaches, Tekko™ Pro may be combined with an insecticide registered for adult cockroach control. This mixture will also inhibit the development of the immature stages of the cockroach for up to 6 months. Follow all precautions and use directions on both products. Use at the application rate specified in the table below.

Note: This product cannot be mixed with any product containing a label prohibition against such mixing.

PREPARATION OF Adulticide and Tekko™ Pro Combination:

Tekko™ Pro can be mixed with other EPA registered pesticides and used in accordance with the most restrictive of label limitations and precautions. No label dosage rates may be exceeded.

Tank Mixes: Make applications in accordance with those use precautions and label instructions that are consistent for each product. Prepare the tank mix using the label rate of adulticide and Tekko™ Pro by adding the adulticide first and making sure it is well mixed and in suspension, then adding the correct amount of Tekko™ Pro according to the label instructions below.

Note: This product cannot be mixed with any product containing a label prohibition against such mixing.

Outdoor Uses

Pests	Use Sites	Application Method	Application Rate	Use Directions and Restrictions
Control of Fleas*	Lawns, Under Trees, Ornamental Plants & Shrubs	Adjustable Hose-End Sprayer, Tank Type Sprayer or Sprinkling can	1.0 oz. in a sufficient amount of water (minimum 1 gal.) to cover 1,000 ft ² <u>Spray rate:</u> 1 tsp. per gal. will cover 333 ft ²	<p>As a spot treatment for areas where pets normally frequent, but not limited to under trees, ornamental plants and shrubs.</p> <p>Restrictions:</p> <ul style="list-style-type: none"> • Do not allow the spray mixture to stand overnight. • Do not spray when wind conditions could create a mist to blow back to applicator. • Do not apply this product in or around bodies of water. • Do not soak young or flowering plants. • Remove animals prior to spraying treatment area. • Do not allow animals or children to return to treated areas until spray has dried completely. <p style="text-align: center;">Repeat application in 21 days.</p>

Pests	Use Sites	Application Method	Application Rate	Use Directions and Restrictions
Control of Cockroaches	Perimeter Treatments	Low-pressure Sprayer	2 oz. in a sufficient amount of water (minimum of 1 gal.) to cover 1,000 ft ² in a band 2 to 4 ft wide adjacent to & around structure.	<p>Apply at a height of 2 to 3 feet on the foundation where pests may be active or may find entrance. Apply spray around window frames, doors, garage doors, patios, decks, carports, shutters, around garbage areas, sill plate and other areas where cockroaches may congregate.</p> <p>Restrictions:</p> <ul style="list-style-type: none"> • Do not spray into the air; only spray onto the specific use sites. • Do not apply when windy. • Do not apply this product in or around bodies of water. <p>Repeat at 6 month intervals.</p>

Pests	Use Sites	Application Method	Application Rate	Use Directions and Restrictions
Control of Ants	Perimeter or Around Foundation Walls	Low Pressure Sprayer or Similar Application	2 oz. in a sufficient amount of water (minimum of 1 gal.) to cover 1,000 ft ²	<p>Apply Tekko™ Pro to exterior perimeter or around foundation walls where ants are actively foraging and in a band 6-10 feet wide adjacent to the foundation wall of the building. Refer to indoor uses for associated indoor application instructions. Tekko™ Pro may be used in a tank mix combination with an EPA registered adulticide insecticide, or as an alternating treatment with adulticide insecticide.</p> <p>Repeat treatments may be made 14 days after previous treatment, or if heavy rainfall occurs.</p>

Pests	Use Sites	Application Method	Application Rate	Use Directions and Restrictions
Control of Flying Insect Pests	Live-stock, Poultry Housing and Pet Kennels	General Surface, Fogger/ULV, Crack and Crevice and Spray	1 oz. per gal. of water per 1,500 ft ²	<p>Apply to outside surfaces of buildings, porches, patios, garages and other areas where these pests have been seen or found. To help prevent infestations of buildings by flying insects, treat soil, vegetation or other substrates in a band 6-10 feet wide adjacent to the building foundations, walls, around doors and windows, and overhead areas where these pests are active and may find entrance or harborage.</p> <p>For surface applications, thoroughly wet floors, walls, ceilings, doors, around windows, garbage and refuse areas. When used as directed, Tekko™ Pro will not harm beneficial insects in animal litter or bedding, such as predatory wasps.</p> <p>Control will be enhanced when facilities are cleaned and interior applications are supplemented with exterior perimeter treatments.</p>

Pests	Use Sites	Application Method	Application Rate	Use Directions and Restrictions
Control of Flying Insect Pests	Live-stock, Poultry Housing and Pet Kennels	General Surface, Fogger/ULV, Crack and Crevice and Spray	1 oz. per gal. of water per 1,500 ft ²	Restrictions: <ul style="list-style-type: none"> • Do not treat birdcages or stock pens when animals are present. • Do not make interior applications of Tekko™ Pro in areas of facility where animals are present. • Do not apply directly to any natural bodies of water such as ponds, lakes, streams, rivers, marshes, potholes, and estuaries. • Do not allow animals back in treated areas of facility until treated areas have dried. • Do not contaminate or apply to food or foodstuffs, water or watering equipment. <p>If needed, repeat 14 days after previous treatment or if heavy rainfall occurs.</p>

* This product is just part of a complete flea control program. To further prevent the introduction of adult fleas, pets and their bedding should also be treated with an EPA registered flea and tick control product.

OTHER USES

FOR CONTROL OF LITTER BEETLES (Such as Darkling, Hide and Carrion Beetles):

Tekko™ Pro can be applied to litter, such as in poultry houses infested with litter beetles, to break the lifecycle of these insect pests. Make uniform application of Tekko™ Pro to litter at the rate of 1 oz. of product in a sufficient amount of water (minimum of 1 gallon) to cover 1,000 ft² using a low pressure sprayer or similar applicator to achieve thorough coverage.

Remove the old litter and animals from immediate treatment area. Make surface treatment immediately after animals are removed and again just prior to new animal placement, making sure to treat areas where beetles frequently occur, such as walls, supports, cages, stalls and around feeders. Application of EPA registered adulticides, to kill adult egg-laying beetles, to walls and floors at cleanout and before reintroduction of animals, will suppress beetles that escaped earlier treatment and will help delay onset of future infestations. Cover or remove exposed food, feed, water and watering equipment.

Apply Tekko™ Pro uniformly to floor area and to walls, posts, and cage framing (birds grown in cages only). Application should also be made into cracks and crevices around insulation. Reapply after each grow-out or sanitization procedure. Make perimeter treatments around the outside of building foundations to prevent immigrating adult beetles. Apply N + P Regulator or EPA registered adulticide insecticides, or both, in a uniform band at least 1 foot up and 1-4 feet out from foundation. To maintain population control, it is advisable to maintain a year-round treatment program.

Pests	Use Sites	Application Method	Application Rate	Use Directions and Restrictions
Control of Litter Beetles (Such as Darkling, Hide and Carrion Beetles)	Litter, General Surface Application (Including Broadcast, Spot and Crack & Crevice, and Perimeter)	Low Pressure Sprayer or Similar Application	1 oz. in a sufficient amount of water (minimum of 1 gal.) to cover 1,000 ft ²	Do not contaminate food/feed or water. Apply N & P Regulator uniformly to surface to achieve thorough coverage. Repeat application after each grow-out or sanitization procedure.

STORAGE AND DISPOSAL

Do not contaminate water, food or feed by storage and disposal.

Pesticide Storage: Store upright at room temperature. Avoid exposure to extreme temperatures. Store in a locked area out of reach of children and domestic animals. In case of spillage or leakages, soak up with an absorbent material such as sand, sawdust, earth, Fuller's earth, etc. Dispose of with chemical waste.

Pesticide Disposal: Pesticide wastes are acutely hazardous. Improper disposal of excess pesticide, spilled bait, or rinsate is a violation of Federal Law. If these wastes cannot be disposed of by use according to label instructions, contact your State Pesticide or Environmental Control Agency, or the Hazardous Waste representative at the nearest EPA Regional Office for Guidance.

Container Disposal: If empty - Nonrefillable container. Do not reuse or refill this container. Offer for recycling if available. If recycling is not available: then dispose of container in a sanitary landfill or, if allowed by State and local authorities, by burning. If burned, stay out of smoke.

If partly filled: Call your local solid waste agency for disposal instructions. Unless otherwise instructed, place in trash. Never pour unused product down the drain or on the ground.

[Commercial Language]

For Bulk containers: (Refillable Container) Refill this container with pesticides only. Do not reuse this container for any other purpose. Cleaning the container before final disposal is the responsibility of the person disposing of the container. Cleaning before refilling is the responsibility of the re-filler.

STORAGE AND DISPOSAL (continued)

To clean the container before final disposal, empty the remaining contents from this container into application equipment or mix tank. Fill the container about 10 percent full with water. Agitate vigorously or re-circulate water with the pump for 2 minutes. Pour or pump rinsate into application equipment or rinsate collection system. Repeat this procedure two more times.

LIMITATION OF WARRANTY AND LIABILITY

NOTICE: Read the entire Directions for Use and Conditions of Sale and Limitation of Warranty and Liability before buying or using this product. If the terms are not acceptable, return the product at once, unopened, and the purchase price will be refunded.

The Directions for Use of this product should be followed carefully. It is impossible to eliminate all risks inherently associated with the use of this product. Ineffectiveness or other unintended consequences may result because of such factors as manner of use or application, weather, presence of other materials or other influencing factors in the use of the product, which are beyond the control of Control Solutions, Inc. or Seller. To the extent consistent with applicable law, all such risks shall be assumed by Buyer and User, and Buyer and User agree to hold Control Solutions, Inc. and Seller harmless for any claims relating to such factors.

Control Solutions, Inc. warrants that this product conforms to the chemical description on the label and is reasonably fit for the purposes stated in the Directions for Use, subject to the inherent risks referred to above, when used in accordance with directions under normal use conditions. This warranty does not extend to the use of this product contrary to label instructions, or under

abnormal conditions or under conditions not reasonably foreseeable to or beyond the control of Seller or Control Solutions, Inc., and Buyer and User assume the risk of any such use. **CONTROL SOLUTIONS, INC. MAKES NO WARRANTIES OF MERCHANTABILITY OR OF FITNESS FOR A PARTICULAR PURPOSE NOR ANY OTHER EXPRESS OR IMPLIED WARRANTY EXCEPT AS STATED ABOVE.**

IT IS CONTROL SOLUTIONS INC., AND SELLERS INTENTION THAT in no event shall Control Solutions or Seller be liable for any incidental, consequential or special damages resulting from the use or handling of this product. **TO THE EXTENT CONSISTENT WITH APPLICABLE LAW THE EXCLUSIVE REMEDY OF THE USER OR BUYER, AND THE EXCLUSIVE LIABILITY OF CONTROL SOLUTIONS, INC., AND SELLER FOR ANY AND ALL CLAIMS, LOSSES, INJURIES OR DAMAGES (INCLUDING CLAIMS BASED ON BREACH OF WARRANTY, CONTRACT, NEGLIGENCE, TORT, STRICT LIABILITY OR OTHERWISE) RESULTING FROM THE USE OR HANDLING OF THIS PRODUCT, SHALL BE THE RETURN OF THE PURCHASE PRICE OF THE PRODUCT OR, AT THE ELECTION OF CONTROL SOLUTIONS, INC. OR SELLER, THE REPLACEMENT OF THE PRODUCT.**

Control Solutions, Inc. and Seller offer this product, and Buyer and User accept it, subject to the foregoing Conditions of Sale and Limitation of Warranty and Liability, which may not be modified except by written agreement signed by a duly authorized representative of Control Solutions, Inc.

Control Solutions, Inc.
5903 Genoa-Red Bluff
Pasadena, TX 77507-1041



Insect Growth Regulator Concentrate
COMBINATION CHEMISTRY™ FROM
CONTROL SOLUTIONS

- Effective long-term control of fleas, roaches, flies, mosquitoes, gnats, crickets, litter beetles and ants
- Photostable for up to 14 days
- For use on furniture and carpets
- For use in animal quarters, kennels and poultry houses
- Inhibits reinfestation by fleas for up to 7 months.
- Reduces egg production in houseflies and prevents development of larvae into adults.
- Inhibits reinfestation by listed cockroaches for up to 6 months.
- One ounce treats up to 1,500 square feet; four ounces treats up to 6,000 square feet
- For indoor or outdoor use

ACTIVE INGREDIENT:

Pyriproxyfen ¹	1.30%
Novaluron*	1.30%
OTHER INGREDIENTS**	97.40%
TOTAL:	100.00%

¹Pyriproxyfen: 2-[1-Methyl-2-(4-phenoxyphenoxy)ethoxy] pyridine

*Contains 0.10 lbs. Novaluron per gallon.

**Contains petroleum distillate

KEEP OUT OF REACH OF CHILDREN
CAUTION

(See attached label for additional precautionary information and complete Directions for Use.)

EPA Reg. No. 53883-335 EPA Est. No. 53883-TX-002



ADAMA

Manufactured by:

Control
Solutions Inc.

A member of Adama
Consumer and Professional Solutions
5903 Genoa-Red Bluff, Pasadena, TX 77507

NET CONTENTS: 16 FL. OZ.